

EuroCham Business Climate Index Quarter 2 - 2015

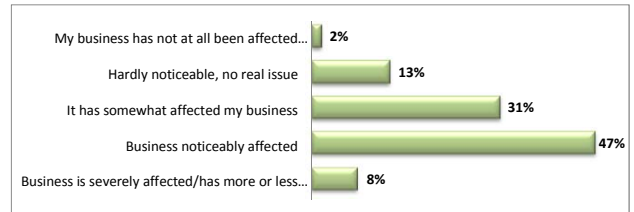


77

Hot questions of the quarter

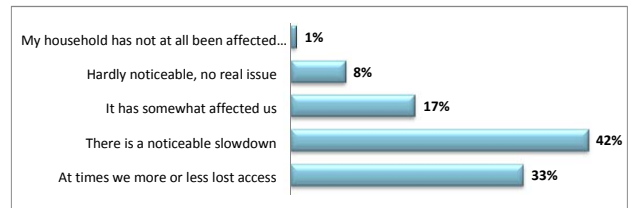
1. How has internet reliability impacted your business?

Business is severely affected/has more or less come to a stop	8%
Business noticeably affected	47%
It has somewhat affected my business	31%
Hardly noticeable, no real issue	13%
My business has not at all been affected by/noticed any interruptions	2%



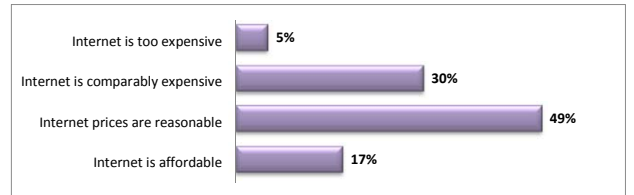
2. How has internet reliability impacted your non-business/household?

At times we more or less lost access	33%
There is a noticeable slowdown	42%
It has somewhat affected us	17%
Hardly noticeable, no real issue	8%
My household has not at all been affected by/noticed any interruptions	1%



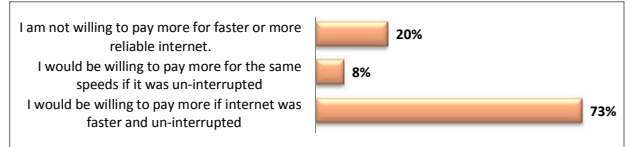
3. If compared to other markets, how expensive is internet for you in Vietnam?

Internet is affordable	17%
Internet prices are reasonable	49%
Internet is comparably expensive	30%
Internet is too expensive	5%



4. Would you be willing to pay more for a better quality of internet?

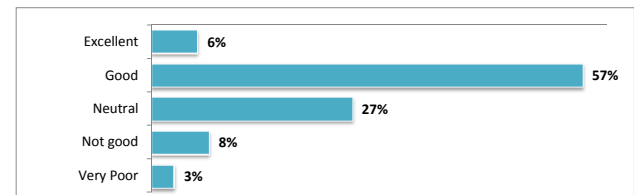
I would be willing to pay more if internet was faster and un-interrupted	73%
I would be willing to pay more for the same speeds if it was un-interrupted	8%
I am not willing to pay more for faster or more reliable internet.	20%



General question

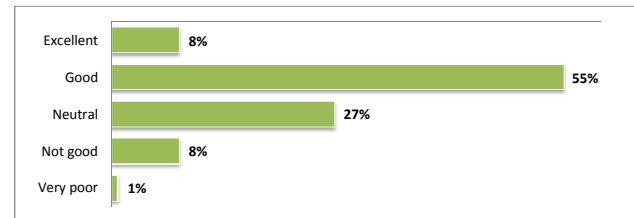
1. Current business situation of your enterprises

Excellent	6%
Good	57%
Neutral	27%
Not good	8%
Very Poor	3%



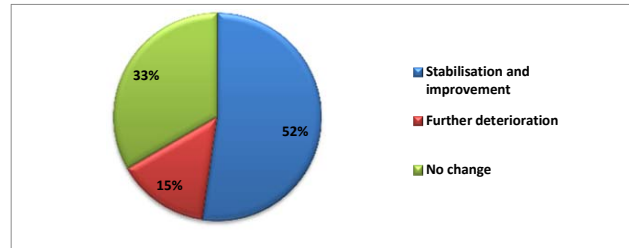
2. Business Outlook for your Enterprise

Excellent	8%
Good	55%
Neutral	27%
Not good	8%
Very poor	1%



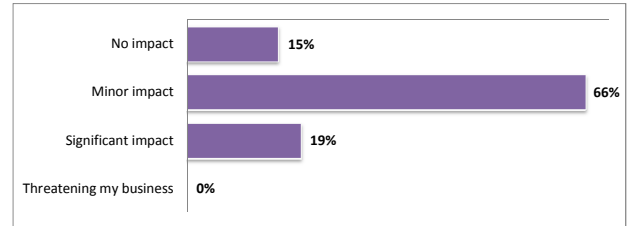
3. How do you assess the Macroeconomic outlook for Vietnam?

Stabilisation and improvement	52%
Further deterioration	14%
No change	33%



4. Will inflation have an impact on your business in Vietnam in the medium-term?

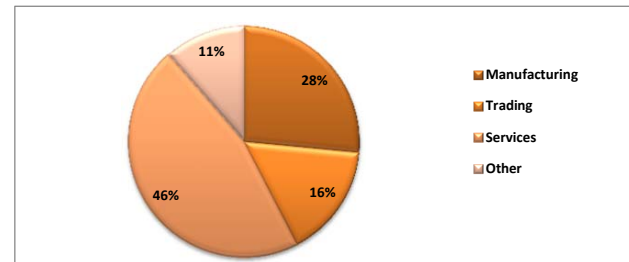
No impact	15%
Minor impact	66%
Significant impact	19%
Threatening my business	0%



5. Expected % of VND depreciation (against USD) in next 6 months 3.40%

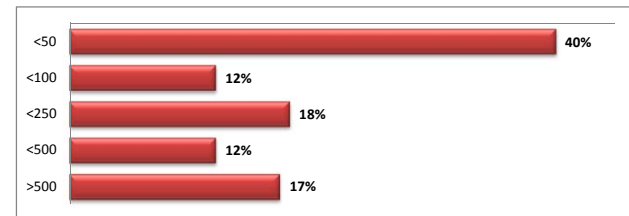
6. Member Sector

Manufacturing	27%
Trading	16%
Services	46%
Other	11%



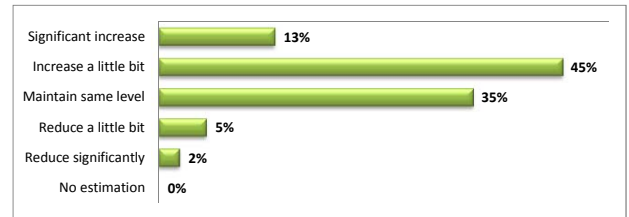
7. Number of Employees

<50	40%
<100	12%
<250	18%
<500	12%
>500	17%



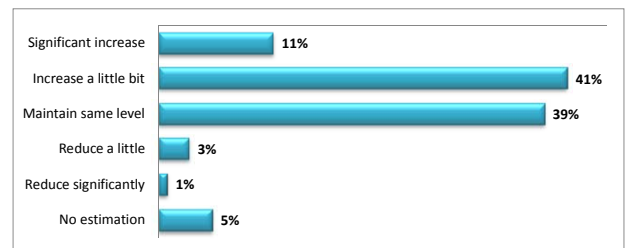
8. Expected headcount development in medium term?

Significant increase	13%
Increase a little bit	45%
Maintain same level	35%
Reduce a little bit	5%
Reduce significantly	2%
No estimation	0%

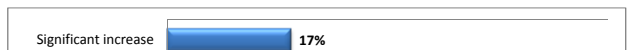


9. Expected investment plans in medium term?

Significant increase	11%
Increase a little bit	41%
Maintain same level	39%
Reduce a little	3%
Reduce significantly	1%
No estimation	5%



10. Expected number of orders/revenue in the medium-term



Significant increase	17%
Increase a little bit	55%
Maintain same level	21%
Reduce a little	6%
Reduce significantly	2%
No estimation	1%

