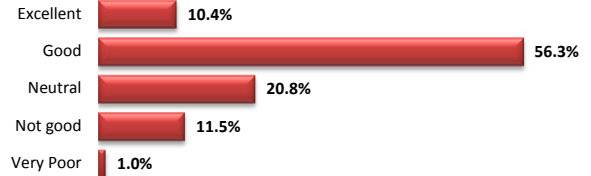


EuroCham Business Climate Index Quarter 2 - 2016



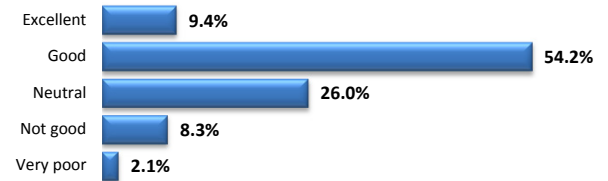
1. Business situation of your enterprise in the last quarter

Excellent	10.4%
Good	56.3%
Neutral	20.8%
Not good	11.5%
Very Poor	1.0%



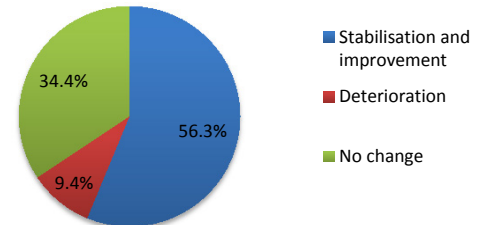
2. Base on the business performance of recent Quarters, Business Outlook for your Enterprise in the next quarter

Excellent	9.4%
Good	54.2%
Neutral	26.0%
Not good	8.3%
Very poor	2.1%



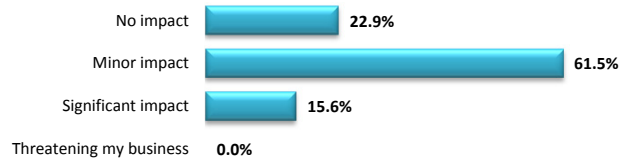
3. How do you assess the Macroeconomic outlook for Vietnam in the next quarter?

Stabilisation and improvement	56.3%
Deterioration	9.4%
No change	34.4%



4. Will inflation have an impact on your business in Vietnam in the next quarter

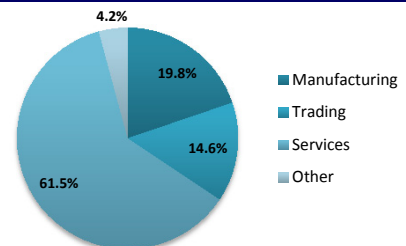
No impact	22.9%
Minor impact	61.5%
Significant impact	15.6%
Threatening my business	0.0%



5. Expected % of VND depreciation (against USD) in next quarter 3%

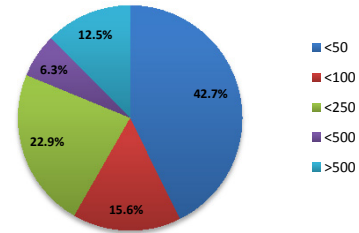
6. Member Sector

Manufacturing	19.8%
Trading	14.6%
Services	61.5%
Other	4.2%



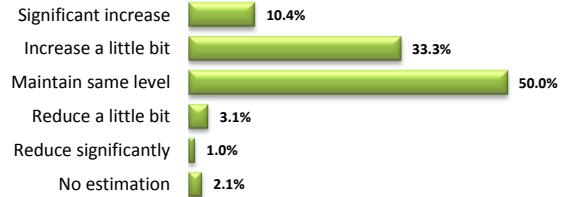
7. Number of Employees

<50	42.7%
<100	15.6%
<250	22.9%
<500	6.3%
>500	12.5%



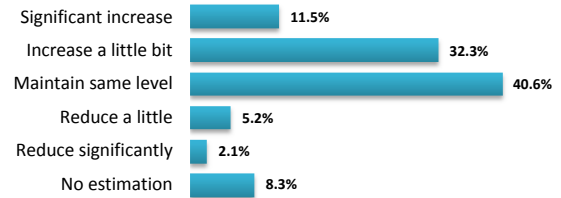
8. Expected headcount development in next quarter

Significant increase	10.4%
Increase a little bit	33.3%
Maintain same level	50.0%
Reduce a little bit	3.1%
Reduce significantly	1.0%
No estimation	2.1%



9. Expected investment plans in the next quarter?

Significant increase	11.5%
Increase a little bit	32.3%
Maintain same level	40.6%
Reduce a little	5.2%
Reduce significantly	2.1%
No estimation	8.3%



10. Expected number of orders/revenue in the next quarter

Significant increase	15.6%
Increase a little bit	49.0%
Maintain same level	21.9%
Reduce a little	7.3%
Reduce significantly	2.1%
No estimation	4.2%

